



Security Reporting for Infor-Lawson S3 and Landmark Software





Agenda

Security & Auditing Solutions for Infor-Lawson

Security Reporting

About Us

Benefits

Security Reporting

Security Analyzer

Related Products



About Us

Security & Auditing Solutions for Infor-Lawson

Committed to your success.

Founded in 1983, Kinsey has provided software sales, implementation, support and development for 32 years.

Lawson reseller and implementation partner since 1997.

Lawson certified systems integrator partner.

Lawson complementary software partner.

Lawson's "Go to" implementation partner for public sector.

Provide complementary Lawson software products.

Implemented solutions for over 120 Lawson accounts.

Benefits


Security & Auditing Solutions for Infor-Lawson






Improved Capabilities

With a library of 53 delivered reports our application provides in-depth analysis of Lawson Security data.



Expanded Offerings

User monitoring allows you to evaluate if your security settings are correct.



Time Saver

Custom and emailed reports can save you hours when evaluating user security.



Saves Money

Our clients have significantly reduced their audit reporting requirements.



Audit Compliant

Our reports provide the information auditors are looking for when reviewing security.



Cost Effective

Our reporting tools provide a cost effective method of creating the reports you need.

Features

Security & Auditing Solutions for Infor-Lawson



Security Reporting

Security Solutions for Infor-Lawson

✓ 68 Delivered Reports

Our security reports will help you navigate your security profiles covering everything from User Role assignments to Environment settings. Reporting categories include Users, Actors, Roles, Security Classes and Metadata. Landmark reports will even parse Lawson's Pattern Language (LPL) into a understandable an format.

✓ Create, Save and Email Ad-hoc reports

Our user interface allows you to easily create and save custom reports specific to your needs. Once you have defined a report simply add it to our schedule so you can routinely check your security settings.

✓ Historical Reports with Baseline Comparisons

By creating a snapshot of your LDAP tree at any point in time you can generate historical reports or compare your current settings to a historical snapshot to see what has changed.

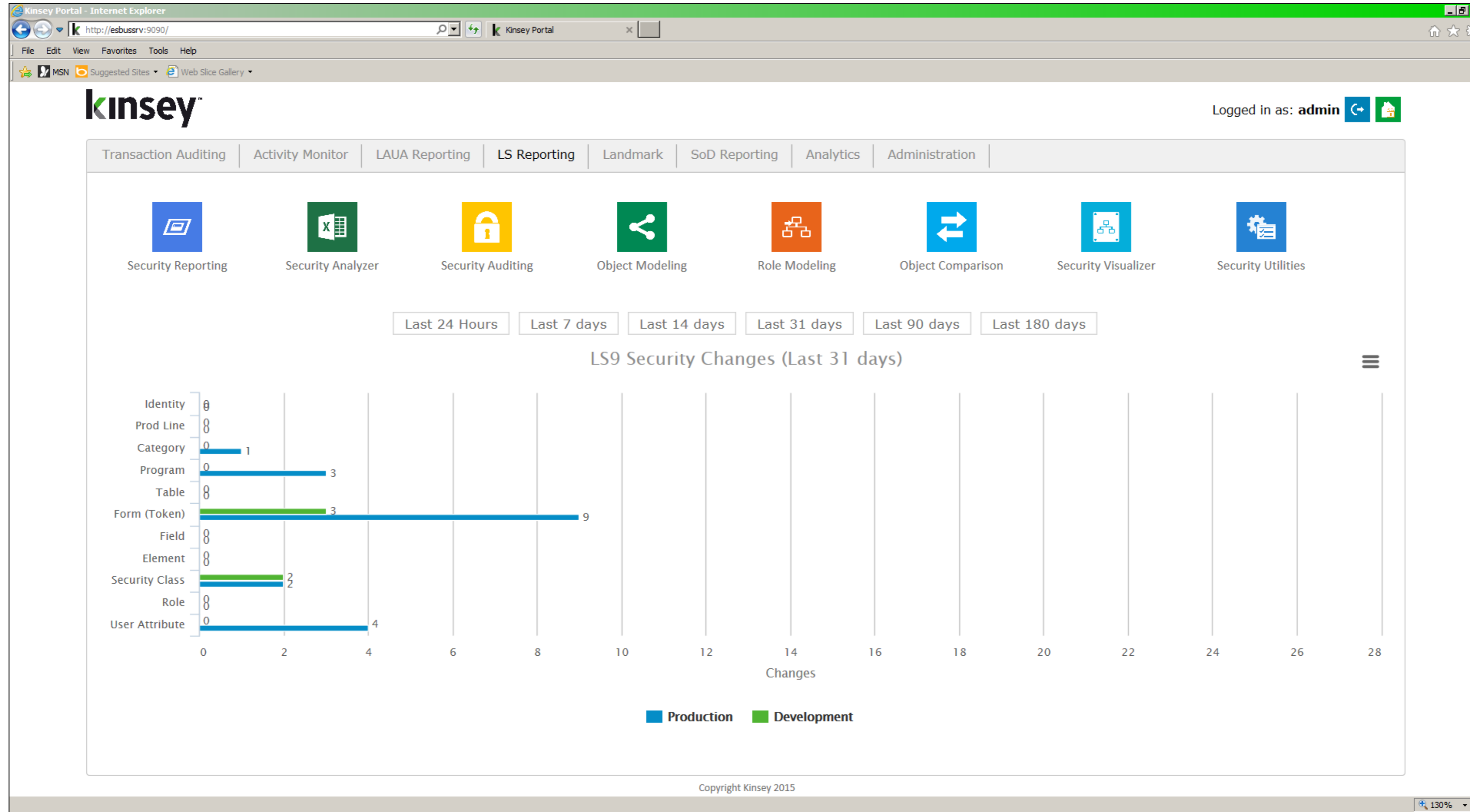


Security Dashboard

Security & Auditing Solutions for Infor-Lawson

Modules

- Security Reporting
- Security Analyzer
- Security Auditing
- Object Modeling
- Role Modeling
- Object Comparison
- Security Visualizer
- Security Utilities





Security Reporting (S3)

Security & Auditing Solutions for Infor-Lawson


Report Options

- User Assignments
- Role Assignments
- Security Class Assignments
- Attribute Reports
- Identity Reports
- Metadata & Structures
- Listener (User Activity)
- Unlinked Objects
- HR Audit Reports
(Requires Lawson HR)

The screenshot displays the Kinsey LS Reporting web application interface. The browser address bar shows the URL: 192.168.100.136:9090/KK_LS9ReportingPortal/?SERVERID=LSF_PROD&PROFILE=APS. The page title is "Kinsey Security Reporting". The interface includes a navigation bar with the Kinsey logo, a "Security Reporting" title, and dropdown menus for "Production - LS3SERVER" and "* APS". There are also icons for home, help, and refresh. The main content area is divided into several categories, each with a list of report options:

- Users**
 - Active Lawson Users
 - Disabled User - Attributes
 - Disabled User - Identity
 - User - All Objects
 - User - Attribute Matrix
 - User - Attributes
 - User - Group
 - User - Identities
 - User - Identity Matrix
 - User - Multiple Access
 - User - Role
 - User - Role - Group
 - User - Role - Security Class
 - User - Role - Security Class - Form
 - User - Role Matrix
- Roles**
 - Role - Security Class
 - Role - Security Class - All Objects
 - Role - Security Class - Element Group
 - Role - Security Class - Form
 - Role - Security Class Counts
 - Role - Security Class Matrix
 - Role - User Counts
- Security Classes**
 - Forms Per Security Class
 - Security Class - All Objects
 - Security Class - Element Group
 - Security Class - Form
 - Security Class - Objects Matrix
 - Security Class - Repeated Forms
 - Security Class - Repeated Tables
 - Security Class - Table
 - Tables Per Security Class
- Favorites**
 - Role - Security Class - Form
 - Security Class - Form
 - Security Class - Objects Matrix
 - Security Class - Table
 - User - Attribute Matrix
 - User - Form Detail
 - User - Role - Security Class - Form
 - User - Role Matrix
- Unlinked Objects**
 - Roles Without Security Classes**
 - Unassigned Objects
 - Unassigned Roles
 - Unassigned Security Classes
 - Users without Roles
- HR Audit**
 - Active User with No Employee Record
 - Active User with Termination Date
 - SOD Object Violations
 - User - Group Matrix with Employee Data
 - User - Role Matrix with Employee Data
 - User Access by System Code
- System**
 - Metadata - Form Keys
 - Metadata - Forms
 - Metadata - Forms-FC Desc
 - Metadata - Forms-Fields
 - Metadata - Tables
 - Metadata - Tables-Fields
 - Structures
- Listener**
 - Form Count Summary
 - User - Form Detail
 - User - Form Summary
 - User Activity Lacking Security
 - Users Last Active Date
 - Users Security versus Activity
 - Users with No Activity

At the bottom of the page, there is a "javascript:" error message on the left and a "Copyright (c) 2019" notice on the right.



Security Reporting (Landmark)


Security & Auditing Solutions for Infor-Lawson

Report Options

- Actor Assignments
- Role Assignments
- Security Class Assignments
- LPL Parsing by Object Type
- Unlinked Object Reports

The screenshot shows a web browser window with the following elements:

- Browser Tabs:** Kinsey Portal, Kinsey Landmark Reporting.
- Address Bar:** https://kkesbus.kk.local/KK_LMReportingPortal/?SERVERID=LSF_PROD&PROFILE=IEFIN
- Header:** Kinsey logo, Security Reporting title, and navigation icons (Home, Help, Refresh).
- Context:** Internal - LSF 10/LMK 11, *IEFIN.
- Data:** Data Last Updated: 12/29/18 02:00
- Main Content:** Three columns of report options:
 - Actors:** Actor - All LPL, Actor - All Objects, Actor - Role, Actor - Role - Security Class, Actors without Roles, Matrix - Actor/Roles.
 - Roles:** Matrix - Role/Security Class, Role - Security Class, Role - Security Class - All LPL, Role - Security Class - All Objects, Roles Without Actors, Roles Without Security Classes.
 - Security Classes:** Security Class - All LPL, Security Class - All Objects, Security Classes without Roles.



Security Reporting

Security & Auditing Solutions for Infor-Lawson

Report Filters

Depending on the report you can filter by:


- User/Actor
- Role
- Security Class
- Object Type
- Object Name

The screenshot shows the Kinsey Security Reporting application interface. At the top, it displays the Kinsey logo and the text "User - Role - Task - Form". Below this, it shows the server and profile information: "Server: LSF_PROD | Profile: APS".

The main interface is divided into several sections:

- Field Selection:** A table with columns "Field" and "Selection". It includes filters for "User" (set to "Equals" with value "hroberts"), "Role" (set to "Contains" with value "Asset"), and "Task" (set to "Advanced").
- Task Selection:** A central area with "Available" and "Selected" lists. The "Available" list contains 21 items, including "1MIKE Mike's Test Description with junk", "AllGENAccess All Access Security Class For GEN", "AMAnalysis Asset Management Analysis", "AMCSetup Asset Management Clerk Setup", "AMProcessing Asset Management Processing", "AMSetup Asset Management Setup", "APAnalysis Accounts Payable Analysis", "APPProcessing Accounts Payable Processing Screens", "BNReports BN Reports", "BNSetup BN Setup", and "GLProcessing GL Processing for AP/GL Clerk". The "Selected" list contains 9 items, including "ACAnalysis Activity Management Analysisist", "ACBalanceRptInq Activity Management Balance Reports, Inquiries", "ACBudgets Activity Management Budget Processing", "ACBurdens Activity Management Burdens", "ACCapitalization Activity Capitalization 1", "ACDataEntry Activity Management Data Entry", "ACDatamart Activity Management Datamart Setup", "ACSetup Activity Management Setup", and "ACTransaction Activity Management Transaction Entry, Posting".
- Form:** A section at the bottom with a "Form" dropdown set to "All" and a checkbox for "Run a historical comparison".
- Buttons:** A "Run Report" button is located at the bottom left.

Navigation icons (Home, Help, Refresh) and a "Hide Search Criteria" link are visible in the top right corner. The browser window title is "Lawson Security 9 Reporting - User - Role - Task - Form - Internet Explorer".




Security Reporting

Security & Auditing Solutions for Infor-Lawson

Report Features

- Sort by Column
- Group by Column
- Add Column Filters
- Drill up or down throughout the model
- Hide Columns
- Print to Printer
- Create PDF
- Export to MS Excel
- Save as Favorite



Security Reporting

Security & Auditing Solutions for Infor-Lawson


Grouping

Grouping by one or more columns provides a summarized list of the grouped object with a count of the number of objects assigned.

In this example the Role ACAccountant has 8 assigned Security Classes (Tasks) and each of those have a number of assigned Forms.

The screenshot shows the Kinsey Security Reporting web application interface. The browser title is "Lawson Security 9 Reporting - Role - Task - Form - Internet Explorer". The URL is "http://esbussrv:9090/KK_LS9ReportingPortal/filters.htm?SERVERID=LSF_PROD&PROFILE=AF". The page header includes the Kinsey logo, "Role - Task - Form", and server information: "Server: LSF_PROD | Profile: APS". There are navigation buttons: "Expand Groups", "Collapse Groups", "Clear Filters", and "Show/Hide Columns". A "Show Search Criteria" link is also present. The main content area displays a table with 5,592 records. The table has columns: Role, Task, Task Description, Form, Form Description, and Available FC. The data is grouped by Role. The first group is "Role: ACAccountant (8)", which is expanded to show 8 tasks: ACAnalysis (93), ACBudgets (10), ACBurdens (9), ACDataEntry (36), ACDatamart (1), ACSetup (21), AMAnalysis (33), and AMProcessing (74). Other roles listed include ACAssetClerk (3), ACDataEntry (2), ACExpert (13), AllAccessRole (5), APInquiry (1), ApplicantRole (2), APSuper (1), and ARSuper (5). The footer of the application shows "Copyright (c) 2015".

Role	Task	Task Description	Form	Form Description	Available FC
Role: ACAccountant (8)					
	Task: ACAnalysis (93)				
	Task: ACBudgets (10)				
	Task: ACBurdens (9)				
	Task: ACDataEntry (36)				
	Task: ACDatamart (1)				
	Task: ACSetup (21)				
	Task: AMAnalysis (33)				
	Task: AMProcessing (74)				
Role: ACAssetClerk (3)					
Role: ACDataEntry (2)					
Role: ACExpert (13)					
Role: AllAccessRole (5)					
Role: APInquiry (1)					
Role: ApplicantRole (2)					
Role: APSuper (1)					
Role: ARSuper (5)					



Security Reporting

Security & Auditing Solutions for Infor-Lawson

Grouping

By expanding a Security Class you can view the assigned objects and their rules.

The screenshot displays the Kinsey Security Reporting application in Internet Explorer. The browser address bar shows the URL: `http://esbusrv:9090/KK_LS9ReportingPortal/filters.htm?SERVERID=LSF_PROD&PROFILE=AF`. The application header includes the Kinsey logo and the text "Role - Task - Form". Below the header, it indicates the server and profile: "Server: LSF_PROD | Profile: APS".

Navigation and utility buttons include "Expand Groups", "Collapse Groups", "Clear Filters", and "Show/Hide Columns". On the right side, there are icons for back, print, Excel, PDF, home, and help, along with a "Show Search Criteria" link. The record count is shown as "5,992 records".

The main content area is a table with columns: Role, Task, Task Description, Form, Form Description, Available FC, and Rule. The table is grouped by the role "ACAccountant (8)". Under this role, several tasks are listed, including "ACAnalysis (93)", "ACBudgets (10)", and "ACBurdens (9)". The "ACBurdens" task is expanded, showing a list of specific activities with their associated forms and rules.

Role	Task	Task Description	Form	Form Description	Available FC	Rule
▼ Role: ACAccountant (8)						
▶ Task: ACAnalysis (93)						
▶ Task: ACBudgets (10)						
▼ Task: ACBurdens (9)						
ACAccountant	ACBurdens	Activity Manageme...	AC198	Burden Rate Recalculation	A,C,D,I,N,P,R,S,V	'ALL_ACCESS'
ACAccountant	ACBurdens	Activity Manageme...	AC264	Burden Type Listing	A,C,D,I,N,P,R,S,V	'ALL_ACCESS'
ACAccountant	ACBurdens	Activity Manageme...	AC260	Burden Code Listing	A,C,D,I,N,P,R,S,V	'ALL_ACCESS'
ACAccountant	ACBurdens	Activity Manageme...	AC60.1	Burden Codes	+,-,A,C,I	'ALL_ACCESS'
ACAccountant	ACBurdens	Activity Manageme...	BR204	Burden Billing Rate Listing	A,C,D,I,N,P,R,S,V	'ALL_ACCESS'
ACAccountant	ACBurdens	Activity Manageme...	AC261	Burden Assignment Listing	A,C,D,I,N,P,R,S,V	'ALL_ACCESS'
ACAccountant	ACBurdens	Activity Manageme...	AC262	Pool Driver Values Listing	A,C,D,I,N,P,R,S,V	'ALL_ACCESS'
ACAccountant	ACBurdens	Activity Manageme...	AC60.2	Additional Information	C,I	'ALL_ACCESS'
ACAccountant	ACBurdens	Activity Manageme...	AC263	Provisional Rate Listing	A,C,D,I,N,P,R,S,V	'ALL_ACCESS'
▶ Task: ACDataEntry (36)						
▶ Task: ACDatamart (1)						
▶ Task: ACSetup (21)						
▶ Task: AMAnalysis (33)						
▶ Task: AMProcessing (74)						

Copyright (c) 2015

S3 Drilling

Use the Drill feature to navigate the security tree.

In this example I can select the Role ACAccountant and find the assigned Users.

Role - Task - Form

Server: LSF_PROD | Profile: APS

Expand Groups Collapse Groups Clear Filters Show/Hide Columns 5,592 records

Role	Task	Task Description	Form	Form Description	Available FC	Rule
▼ Role: ACAccountant (8)						
▶ Task: ACAnalysis (93)						
▶ Task: ACBudgets (10)						
▼ Task: ACBurdens (9)						
ACAccountant	ACBurdens	Activity Manageme...	AC198	Burden Rate Recalculation	A,C,D,I,N,P,R,S,V	'ALL_ACCESS'
ACAccountant	ACBurdens	Activity Manageme...	AC264	Burden Type Listing	A,C,D,I,N,P,R,S,V	'ALL_ACCESS'
ACAccountant	ACBurdens	Activity Manageme...	AC260	Burden Code Listing	A,C,D,I,N,P,R,S,V	'ALL_ACCESS'
ACAccountant	ACBurdens	Activity Manageme...	AC60.1	Burden Codes	+,-,A,C,I	'ALL_ACCESS'
ACAccountant	ACBurdens	Activity Manageme...	BR204	Burden Billing Rate Listing	A,C,D,I,N,P,R,S,V	'ALL_ACCESS'
ACAccountant	ACBurdens	Activity Manageme...	AC261	Burden Assignment Listing	A,C,D,I,N,P,R,S,V	'ALL_ACCESS'
ACAccountant	ACBurdens	Activity Manageme...	AC262	Pool Driver Values Listing	A,C,D,I,N,P,R,S,V	'ALL_ACCESS'
ACAccountant	ACBurdens	Activity Manageme...	AC60.2	Additional Information	C,I	'ALL_ACCESS'
ACAccountant	ACBurdens	Activity Manageme...	AC263	Provisional Rate Listing	A,C,D,I,N,P,R,S,V	'ALL_ACCESS'
▶ Task: ACDataEntry (36)						
▶ Task: ACDatamart (1)						
▶ Task: ACSetup (21)						
▶ Task: AMAnalysis (33)						
▶ Task: AMProcessing (74)						

Copyright (c) 2015

User - Role

Server: LSF_PROD | Profile: APS

Expand Groups Collapse Groups Clear Filters Show/Hide Columns 2 records

Drag a column and drop it here to group by that column

User	Full Name	Role	Role Description
fnelson	Nelson, Frank	ACAccountant	
lawson	Lawson, Lawson	ACAccountant	

Copyright (c) 2015



Security Reporting (Landmark)

Security & Auditing Solutions for Infor-Lawson

Landmark Drilling

Use the Drill feature to navigate the security tree.

In this example I can select the Security Class AgentMgmtAccess_ST and find the associated objects.

kinsey Security Class - All Objects
Server: Internal - LSF 10/LMK 11 | Product Line: IEFIN

Expand Groups Collapse Groups Clear Filters Show/Hide Columns 6,800 records

Drag a column and drop it here to group by that column

Security Class	Security Class Description	Type	Object	Operand	Rule
SupplierOrderMgmtIt...	Allows Supplier Acc...	accessible	is		for all actions unconditionally
ActorInquiryAccess_ST		BusinessClass	Actor	is accessible	for all inquiries unconditionally
AgentMgmtAccess_ST		BusinessClass	Agent	is accessible	for all actions unconditionally
AgentMgmtAccess_ST		BusinessClass	ParentAgent	is accessible	for all actions unconditionally
AMBarCodingSetup_ST	Set up Asset Bar Co...	BusinessClass	AssetBarCode	is accessible	for all actions unconditionally
AMBasicProcessing_ST	Basic Asset Processi...	BusinessClass	AssetAdjustment	is accessible	for all actions unconditionally
AMBasicProcessing_ST	Basic Asset Processi...	BusinessClass	AssetBookAdjustme...	is accessible	for all actions unconditionally
AMBasicProcessing_ST	Basic Asset Processi...	BusinessClass	AssetBookDisposal	is accessible	for all actions unconditionally
AMBasicProcessing_ST	Basic Asset Processi...	BusinessClass	AssetBookRecalcula...	is accessible	for all actions unconditionally
AMBasicProcessing_ST	Basic Asset Processi...	BusinessClass	AssetBookReinstata...	is accessible	for all actions unconditionally
AMBasicProcessing_ST	Basic Asset Processi...	BusinessClass	AssetBookRevaluati...	is accessible	for all actions unconditionally
AMBasicProcessing_ST	Basic Asset Processi...	BusinessClass	AssetBookTransaction	is accessible	for all actions unconditionally
AMBasicProcessing_ST	Basic Asset Processi...	BusinessClass	AssetBookTransfer	is accessible	for all actions unconditionally

kinsey Security Class - All Objects
Server: Internal - LSF 10/LMK 11 | Product Line: IEFIN

Expand Groups Collapse Groups Clear Filters Show/Hide Columns 3 records

Drag a column and drop it here to group by that column

Security Class	Type	Object	Operand	Rule	Rule Exclusion
AgentMgmtAccess_ST	BusinessClass	Agent	is accessible	for all actions unconditionally	
AgentMgmtAccess_ST	BusinessClass	ParentAgent	is accessible	for all actions unconditionally	
AgentMgmtAccess_ST	Module	person	is accessible	for all actions unconditionally	



Security Reporting

Security & Auditing Solutions for Infor-Lawson

Historical Reports

Creating a snapshot of your LDAP or Landmark security model provides historical reports of how your security existed at a specific point in time.

This report is from a snapshot taken in 12/31/2015 of LDAP

kinsey User - Role - Security Class


Server: Production - LS3SERVER | Profile: APS | Historical: 12/31/2015 03:38 AM

Expand Groups Collapse Groups Clear Filters Show/Hide Columns 503 records

Drag a column and drop it here to group by that column

User_id	Fullname	Role	Security_class	Class_description
bthomas	Thomas, Bill	ACAccountant	ACAnalysis	Activity Management Analysisist
bthomas	Thomas, Bill	ACAccountant	ACBudgets	Activity Management Budget Processing
bthomas	Thomas, Bill	ACAccountant	ACBurdens	Activity Management Burdens
bthomas	Thomas, Bill	ACAccountant	ACDataEntry	Activity Management Data Entry
bthomas	Thomas, Bill	ACAccountant	ACDatamart	Activity Management Datamart Setup
bthomas	Thomas, Bill	ACAccountant	ACRates	AC BR Billing Rates And Tables
bthomas	Thomas, Bill	ACAccountant	ACSetup	Activity Management Setup
bthomas	Thomas, Bill	ACAccountant	AllInquiry	Inquiry to all tokens
bthomas	Thomas, Bill	ACAccountant	AMAnalysis	Asset Management Analysis
bthomas	Thomas, Bill	ACAccountant	AMProcessing	Asset Management Processing
bthomas	Thomas, Bill	ACAccountant	DataAreaAccess	
bthomas	Thomas, Bill	ACAssetClerk	ACAnalysis	Activity Management Analysisist
bthomas	Thomas, Bill	ACAssetClerk	ACSetup	Activity Management Setup
bthomas	Thomas, Bill	ACAssetClerk	ACTransaction	Activity Management Transaction Entry, Posting
bthomas	Thomas, Bill	ACAssetClerk	AMProcessing	Asset Management Processing
bthomas	Thomas, Bill	ACAssetClerk	AMSetup	Asset Management Setup
bthomas	Thomas, Bill	ACAssetClerk	DataAreaAccess	
bthomas	Thomas, Bill	ACAssetClerk	PRFiles	PR Files
bthomas	Thomas, Bill	ACAssetManager	ACSetup	Activity Management Setup
bthomas	Thomas, Bill	ACAssetManager	DataAreaAccess	
bthomas	Thomas, Bill	ACExpert	ACAllocations	Activity Management Allocation Processing

Copyright (c) 2019



Security Reporting

Security & Auditing Solutions for Infor-Lawson


Historical & Profile Comparisons

LDAP or Landmark snapshots can also be used to compare your current settings to historical settings to identify what has been changed. Changes are highlighted making the review process quicker.

For S3 security you can perform similar comparisons between security profiles or across environments to identify any differences.

	Y	Role (C)	Y	Security Class (C)	Y	Form (C)	Y	Description (C)	Y	Rule (C)	Y	Role (H)	Y	Security Class (H)	Y	Form (H)	Y	Description (H)	Y	Rule (H)
CHG		ACAccountant		AMProcessing		AM7...		Item		'ALL_ACCESS'		ACAccountant		AMProcessing		AM70.3		Item		'ALL_ACCESS'
CHG		ACAccountant		AMProcessing		AM2...		Books		'ALL_ACCESS'		ACAccountant		AMProcessing		AM20.4		Books		'ALL_ACCESS'
CHG		ACAccountant		AMProcessing		AM4...		Gain or Loss		'ALL_ACCESS'		ACAccountant		AMProcessing		AM40.3		Gain or Loss		'ALL_ACCESS'
CHG		ACAssetClerk		ACAnalysis		AC07...		Account Assignment		var zz=new mkUsrDa...		ACAssetClerk		ACAnalysis		AC07.1		Account Assignment		if(form.AGA_ACTIVITY_G...
CHG		ACAssetClerk		ACAnalysis		AC00...		Calendar		'ALL_ACCESS'		ACAssetClerk		ACAnalysis		AC00.2		Calendar		var zz=new mkUsrDateO...
CHG		ACAssetClerk		ACAnalysis		AC03...		Resource		'ALL_ACCESS'		ACAssetClerk		ACAnalysis		AC03.1		Resource		'I'
CHG		ACAssetClerk		ACAnalysis		AC02...		Status		'C,I,+,-'		ACAssetClerk		ACAnalysis		AC02.1		Status		'ALL_ACCESS'
CHG		ACAssetClerk		ACAnalysis		AC03...		AC Person Assignment		'ALL_ACCESS'		ACAssetClerk		ACAnalysis		AC03.2		AC Person Assignment		'I'
CHG		ACAssetClerk		ACAnalysis		AC03...		Vendor Assignment		'ALL_ACCESS'		ACAssetClerk		ACAnalysis		AC03.4		Vendor Assignment		'I'
CHG		ACAssetClerk		ACSetup		AC00...		Activity Group		'ALL_ACCESS'		ACAssetClerk		ACSetup		AC00.1		Activity Group		'I,N,P,A'
CHG		ACAssetClerk		AMSetup		AM1...		Book Group		'A,C,I'		ACAssetClerk		AMSetup		AM10.1		Book Group		'ALL_ACCESS'
CHG		ACAssetMan...		ACSetup		AC00...		Activity Group		'ALL_ACCESS'		ACAssetMana...		ACSetup		AC00.1		Activity Group		'I,N,P,A'
CHG		ACDataEntry		ACAnalysis		AC07...		Account Assignment		var zz=new mkUsrDa...		ACDataEntry		ACAnalysis		AC07.1		Account Assignment		if(form.AGA_ACTIVITY_G...
CHG		ACDataEntry		ACAnalysis		AC00...		Calendar		'ALL_ACCESS'		ACDataEntry		ACAnalysis		AC00.2		Calendar		var zz=new mkUsrDateO...
CHG		ACDataEntry		ACAnalysis		AC03...		Resource		'ALL_ACCESS'		ACDataEntry		ACAnalysis		AC03.1		Resource		'I'
CHG		ACDataEntry		ACAnalysis		AC02...		Status		'C,I,+,-'		ACDataEntry		ACAnalysis		AC02.1		Status		'ALL_ACCESS'
CHG		ACDataEntry		ACAnalysis		AC03...		AC Person Assignment		'ALL_ACCESS'		ACDataEntry		ACAnalysis		AC03.2		AC Person Assignment		'I'
CHG		ACDataEntry		ACAnalysis		AC03...		Vendor Assignment		'ALL_ACCESS'		ACDataEntry		ACAnalysis		AC03.4		Vendor Assignment		'I'
CHG		ACExpert		ACAllocations		AC30...		Multiple Pool Alloca...		'ALL_ACCESS'		ACExpert		ACAllocations		AC30.2		Multiple Pool Alloca...		'A,C'
CHG		ACExpert		ACBudgets		AC35...		Activity Total Names		'ALL_ACCESS'		ACExpert		ACBudgets		AC35.1		Activity Total Names		'C,D,I,A'
CHG		ACExpert		ACSetup		AC00...		Activity Group		'ALL_ACCESS'		ACExpert		ACSetup		AC00.1		Activity Group		'I,N,P,A'

Columns ending in (C) reflect current security, (H) reflects historical data.



Security Reporting – Analyzer (S3)


Security & Auditing Solutions for Infor-Lawson

The screenshot displays the Kinsey Security Analyzer web application. At the top, the browser address bar shows the URL '192.168.100.136:9090/LS9_Report/'. The application header includes the Kinsey logo and 'Security Analyzer' text. The main interface is divided into several sections: 'Infor Server Selection' (Production - LS3SERVER), 'Infor Profile' (* APS), and a filter option 'Only show users with identity: LSF901'. Below these are two columns of checkboxes for selecting 'Roles' and 'Users (with roles attached)'. The 'Roles' list includes items like '1TestRole-withdash', '2DaveLimited', '2DaveMore', '2DaveNone', 'ACAccountant', 'ACAssetCle1rk', 'ACAssetClerk', 'ACAssetManager', 'ACBRJobScheduler', 'ACDataEntry', 'ACExpert', 'AMTestAshanti', 'APDataEntry', 'APIquiry', 'APManager', and 'APSetupInquiry'. The 'Users' list includes 'adavis (Davis, Angie)', 'awhite (White, Al)', 'bthomas (Thomas, Bill)', 'fnelson (Nelson, Frank)', 'hroberts (Roberts, Helen)', 'hrogers (Rogers, Hal)', 'isolatedsoduser (SOD, Isolated)', 'lawson (Lawson, Lawson)', 'mnitka (Nitka, Mike)', 'schristian (Christian, Sammy)', and 'smiller (Miller, Sarah)'. A 'Report Name' field and a 'Query Description' field are also present. A 'Download Results' button with an Excel icon is located at the bottom left.

Report Features

- Form Rules
- Table Rules
- Field Rules
- Program Rules
- Form Conditions
- Field Conditions
- Filter by User
- Created in MS Excel
- Unlimited Saved Reports

The Security Analyzer displays the level of access a User will be granted to each object type. The application will resolve the “least restrictive access” criteria to display the exactly level of access allowed. This report will not allow you to control or filter the information viewed, making it audit compliant for your organization.



Security Reporting – Analyzer (S3)

Security & Auditing Solutions for Infor-Lawson S3

365838158.xlsx - Microsoft Excel

G2738 ALL_ACCESS

Report: Financial Users - Thu Jan 03 16:21:03 CST 2019
Production - LS3SERVER - Profile: APS
TKN - Token (Forms)

							Users				
Sys Code	Object	Object Description	Role	Security Class	Function Codes	adavis	bthomas	fnelson	hroberts	hrogers	
2628	AP AP09.2	Asset Management			C,I	ALL_INQUIRES	ALL_INQUIRES	ALL_INQUIRES	ALL_INQUIRES	ALL_ACCESS	
2634	AP AP10.1	Vendor			A,C,D,I,N,P	ALL_ACCESS	ALL_ACCESS	ALL_ACCESS	ALL_ACCESS	ALL_ACCESS	
2635	AP AP10.1	Vendor	APSuper	APMaintenace	A,C,D,I,N,P						
2636	AP AP10.1	Vendor	EntryClerk	APMaintenace	A,C,D,I,N,P	ALL_ACCESS	ALL_ACCESS	ALL_ACCESS	ALL_ACCESS		
2637	AP AP10.1	Vendor	EntryClerk	zzAPInquiry	A,C,D,I,N,P	I,N,P	I,N,P	I,N,P	I,N,P		
2638	AP AP10.1	Vendor	FinSup	APMaintenace	A,C,D,I,N,P					ALL_ACCESS	
2639	AP AP10.1	Vendor	FinSup	Controller	A,C,D,I,N,P					I,N,P	
2640	AP AP10.1	Vendor	GLAccountant	zzAPInquiry	A,C,D,I,N,P						
2641	AP AP10.2	Vendor Location			A,C,D,I,N,P	ALL_ACCESS	ALL_ACCESS	ALL_ACCESS	ALL_ACCESS	ALL_ACCESS	
2648	AP AP10.3	One Time Vendor			A	ALL_ACCESS	ALL_ACCESS	ALL_ACCESS	ALL_ACCESS	ALL_ACCESS	
2655	AP AP10.4	Customer			A,C,I	ALL_INQUIRES	ALL_INQUIRES	ALL_INQUIRES	ALL_INQUIRES	ALL_ACCESS	
2659	AP AP10.5	Vendor, Company Codes			A,C,D,I	ALL_INQUIRES	ALL_INQUIRES	ALL_INQUIRES	ALL_INQUIRES	ALL_ACCESS	
2663	AP AP10.6	Location, Company Codes			A,C,D,I	ALL_INQUIRES	ALL_INQUIRES	ALL_INQUIRES	ALL_INQUIRES	ALL_ACCESS	
2667	AP AP10.7	Vendor Approval			A,C,D,I,N,P	ALL_INQUIRES	ALL_INQUIRES	ALL_INQUIRES	ALL_INQUIRES	ALL_ACCESS	
2671	AP AP10.8	Cross Border Payment Options			NO FC	ALL_INQUIRES	ALL_INQUIRES	ALL_INQUIRES	ALL_INQUIRES	ALL_ACCESS	
2675	AP AP10.9	Vendor Address			A,C,D,I,N,P	ALL_INQUIRES	ALL_INQUIRES	ALL_INQUIRES	ALL_INQUIRES	ALL_ACCESS	
2679	AP AP100	Vendor Group Copy			A,C,D,I,J,M,N,P,R,S,V	ALL_ACCESS	ALL_ACCESS	ALL_ACCESS	ALL_ACCESS	ALL_ACCESS	
2687	AP AP101	Pay Group Update			A,C,D,I,J,M,N,P,R,S,V	ALL_ACCESS	ALL_ACCESS	ALL_ACCESS	ALL_ACCESS	ALL_ACCESS	
2693	AP AP102	Process Group Update			A,C,D,I,I,M,N,P,R,S,V	ALL_ACCESS	ALL_ACCESS	ALL_ACCESS	ALL_ACCESS	ALL_ACCESS	

Object Types Included

- Forms
- Form Conditions
- Categories
- Detail Pains (Tabs)
- Element Groups
- Element Conditions
- Fields
- Field Conditions
- Hidden Fields
- Product Line
- Program Codes
- Resource Manager
- Reports
- Tables
- Table Conditions
- Table Fields
- Securable Types

By creating a column for each user you can easily view the access provided for any given object.



Related Products

Security & Auditing Solutions for Infor-Lawson S3



Security Reporting

Provides detailed analysis for either LS or Landmark security including all assignments for Users, Actors, Roles, Security Classes, Tokens, Rules, Attributes, Business Classes, Executables and Modules.



Security Modeling & Utilities

Create 'what-if' simulations in your security model without changing any actual security settings and report back on what users are affected. Simulation options include User-Role, Role-Security Class, Security Class object, or Form Rule assignments.




Security Auditing

Our security audit report enables you to monitor all changes to your security model including the before and after values of any specific setting.



Related Products

Security & Auditing Solutions for Infor-Lawson S3



Segregation of Duties (SoD)

SoD reports validate that the correct checks and balances have been implemented within the security model to avoid potential fraudulent activity.



Activity Monitor

Provides insight and control over your Lawson applications by monitoring user activity. Use this information to validate your Lawson security settings, monitor user activity, measure peak usage times or monitor software usage patterns.



SoD Remediation

Our SoD Remediation tools provide further insight into SoD violations by uniquely identifying conflicts with actual utilization.



Kinsey & Kinsey, Inc.
26 North Park Boulevard
Glen Ellyn, IL. 60137
630-858-4866



g.henson@kinsey.com



call 757-621-8236



www.kinsey.com

Call us to schedule a live presentation!

We hope you found this helpful!

