



Transaction Auditing for Infor-Lawson Software





Agenda

Compliance Dashboard for Infor-Lawson

Compliance Dashboard

About Us

Compliance Dashboard

Transaction Auditing Overview

Live Demonstration



About Us

Compliance Dashboard for Infor-Lawson

Committed to your success.

Founded in 1983, Kinsey has provided software sales, implementation, support and development for 32 years.

Lawson reseller and implementation partner since 1997.

Lawson certified systems integrator partner.

Lawson complementary software partner.


Lawson's "Go to" implementation partner for public sector.

Provide complementary Lawson software products.

Our Solution

Transaction Auditing for Infor-Lawson





Compliance Dashboard

Compliance Dashboard for Infor-Lawson



Security Reporting

Provides detailed analysis of both Lawson S3 and Landmark security including all assignments for Users, Actors, Roles, Security Classes, Tokens, Rules, Attributes, Business Classes, Executables and Modules.



Security Modeling & Utilities

Create 'what-if' scenarios within your security model without changing any security settings and report back on what users are affected.



Security Auditing

Our security audit report enables you to monitor all changes to your security model including the before and after values of any specific setting.



Compliance Dashboard

Compliance Dashboard for Infor-Lawson



Segregation of Duties (SoD)

SoD reports validate that the correct checks and balances have been implemented within the security model to avoid potential fraudulent activity.



Activity Monitor

Provides insight and control over your Lawson applications by monitoring user activity. Use this information to validate your Lawson security settings, monitor sensitive user activity, measure peak usage times or monitor software usage patterns.




Transaction Auditing

Transaction Auditing extends Activity Monitor by digging deeper into user field level activity for the Lawson S3 applications. TA looks at all metadata to see what fields were viewed, added, changed or deleted and the corresponding values.



Transaction Auditing

Compliance Dashboard for Infor-Lawson



Complete Transparency

Transaction Auditing and Activity Monitor are designed to provide insight and control over your Lawson applications. Extensive metadata analytics allow you to closely monitor how your applications are being used and where you may be exposed to a security risk. You can use this information to validate your Lawson security settings, monitor user activity, measure peak usage times or monitor software usage patterns. Transaction Auditing and Activity Monitor are invaluable auditing tools when questions arise surrounding changes made to your Lawson system.



Transaction Auditing

Compliance Dashboard for Infor-Lawson

kinsey Logged in as: admin

Transaction Auditing | Activity Monitor | LAUA Reporting | LS Reporting | Landmark | SoD Reporting | Analytics | Administration

Overview | Create New Audit Rule | Audit Rule Report

Audit ID

110
42
68
67
71
66
65
69
70
75
77
73
76
72
74
111
88
89
90
91
84
88

Audit Rule ID: 110

Lawson Servers: Both

Rule Description: AC Setup

Productline(s):

User Name(s):

Token(s): AC00.*;AC02.*;AC05.*;AC08.*;AC04.*;AC06.*;AC07.*;AC03.*;AC10

Function Code(s): A,C,D

IP Address: * . * . * . *

Audit Start Time (hr/min): 0 : 00 AM

Audit End Time (hr/min): 0 : 00 AM

* Setting Start and End time to "0:00 AM" disables time constraint

Enable data retention

Remove Inquiries after: 2 weeks

Remove Add/Changes/Deletes after: 1 year

Cancel Save

Copyright Kinsey 2015

Custom Rules

Kinsey delivers 65 audit rules on installation, but you can define an unlimited number of rules yourself.

Audit Rule Options

- By User
- By Token (Form)
- By IP Address
- By Time
- By Function Code

Data Retention

- Determined by Rule
- Never Purge
- Predefined Purge Periods

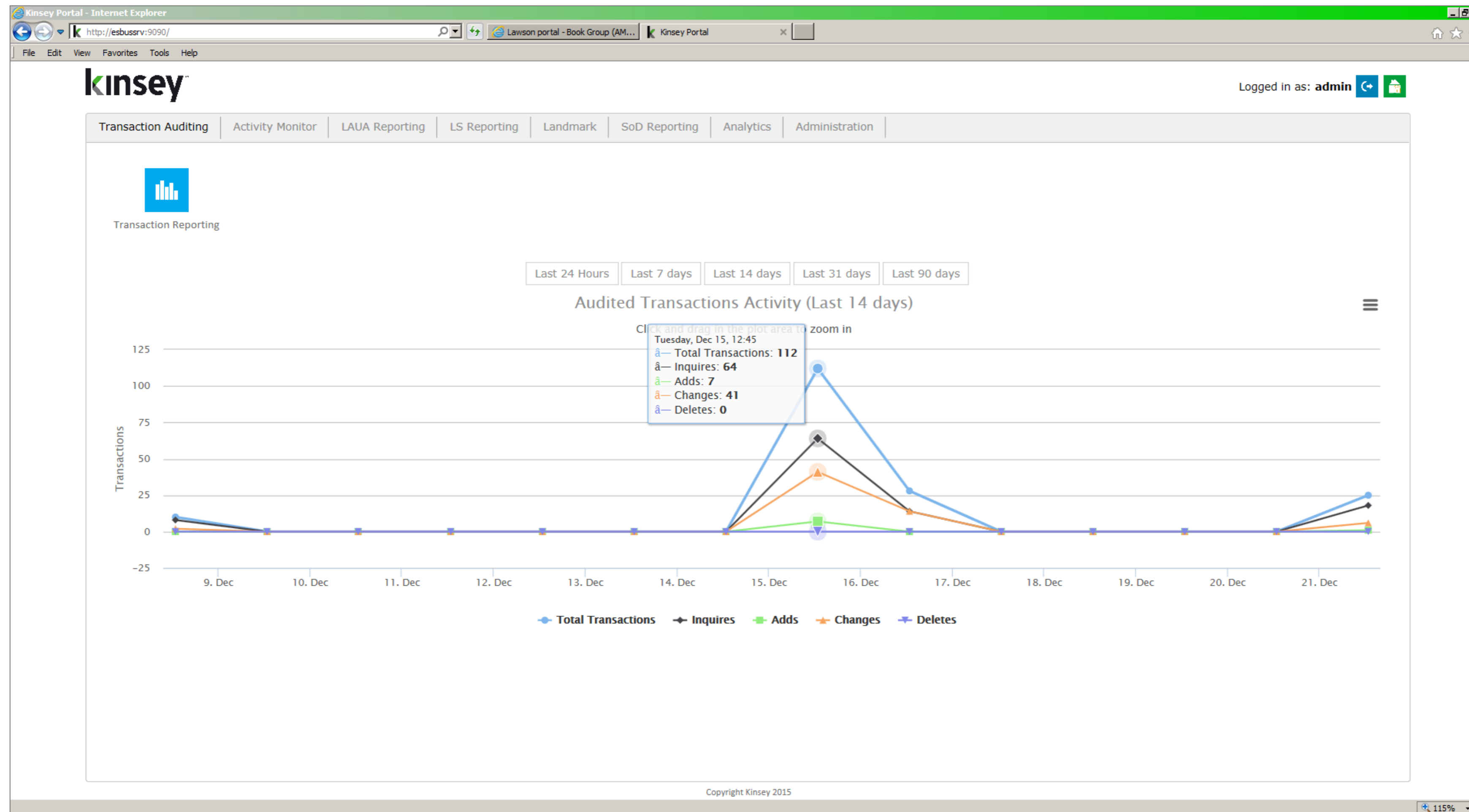



Transaction Auditing

Compliance Dashboard for Infor-Lawson

TA Dashboard

Quickly view the number of transactions being for selected time periods or choose to see the details via our custom reporting application.






Transaction Auditing

Compliance Dashboard for Infor-Lawson

The screenshot shows the Kinsey Transaction Auditing web application. At the top, there is a search bar with the text '<advanced search>' and a magnifying glass icon. To the right of the search bar are several icons for navigation and actions, including a refresh icon, a document icon, a PDF icon, a printer icon, a home icon, a question mark icon, and a refresh icon. Below the search bar is a table with columns: Date/Time, User, IP, Prod Line, Form, Audit Code, Function, Key 1, Key 2, Key 3, Key 4, Key 5, Server Id, and Tran Type. On the left side, there is a sidebar with a 'Favorites' section containing 'Group Reports' and 'Payroll' (with a sub-item 'Empl Master changes by Lawson'). Below this is a 'Shared Reports' section with a list of report categories such as 'AC Account Assignment Changes', 'AC Activity Group Changes', 'AC Activity Master Changes', 'AC Setup Changes', 'AP Deleted Vendors', 'AP Exceeded Max Invoice Amount', 'AP Invoice Approval Changes', 'AP Missing Required Fields', 'AP New Vendors', 'AP Setup Changes', 'AP Vendor Groups Changes', 'AP Vendor Master Changes', 'AP Vendor Term Changes', 'AR Credit Limit Exceeded', 'AR Customer Credit Limit Changes', 'AR Customer Master Changes', 'AR Customer Term Code Changes', 'AR Exceeded Order Limit', and 'AR Missing Tax ID'. Three callout boxes are present: one pointing to the search bar with the text 'Simple and Advanced search options', one pointing to the report list with the text 'Save and schedule reports', and one pointing to the toolbar icons with the text 'Export to MS Excel, Print to PDF, Print to Printer or Save Report'.

Report Options

- Unlimited Saved Reports
- Save in Report Groups
- Ad-hoc Searches
- Advanced Searches
- Export to MS Excel
- Print to PDF
- Print to Printer
- Email Notifications
- Display Results Tied to Security



Transaction Auditing

Compliance Dashboard for Infor-Lawson

Building a Report

Add up to 5 custom filters on every report.

Filter Fields

- Date
- User
- IP Address
- Form
- Audit Reason
- Function Code
- Key 1 – 5
- Field Name
- Value
- Changed To

Functions

- Equals
- Does Not Equal
- Less or Greater Than
- Contains
- Starts With
- Is Between



Transaction Auditing

Compliance Dashboard for Infor-Lawson

Date/Time	User	IP	Prod Line	Form	Audit Code	Function	Key 1	Key 2	Key 3	Key 4	Key 5	Server Id	Tran Type
MORE	12/21/15 12:50 PM	lawson	192.168.100.133	LIVE	GL40.1	42,84	P - Previous	1	2009	4	GL	N	LSF_PROD PORTAL
MORE	12/21/15 12:50 PM	lawson	192.168.100.133	LIVE	GL40.1	42,84	P - Previous	1	2009	6	GL	N	LSF_PROD PORTAL
MORE	12/21/15 12:50 PM	lawson	192.168.100.133	LIVE	GL40.1	42,84	P - Previous	1	2009	6	GL	N	LSF_PROD PORTAL
MORE	12/21/15 12:50 PM	lawson	192.168.100.133	LIVE	GL40.1	42,84	N - Next	1	2009	10	GL	N	LSF_PROD PORTAL
MORE	12/21/15 12:50 PM	lawson	192.168.100.133	LIVE	GL40.1	42,84	N - Next	1	2009	6	GL	N	LSF_PROD PORTAL
MORE >>>	12/21/15 12:50 PM	lawson	192.168.100.133	LIVE	GL40.1	42,84	C - Change	1	2009	6	GL	N	LSF_PROD PORTAL

Form	Function	Company	Year, Period, SYS	GLC-ACCT-PERIOD	GLC-SYSTEM	Type, Journal, Seq	Field Name	Value	New Value
GL40.1	C - Change	1	2009	6	GL	N	ENTRY-DIFF	.00	200.00
GL40.1	C - Change	1	2009	6	GL	N	GLT-TRAN-AMOUNT	19200.00	19400.00
GL40.1	C - Change	1	2009	6	GL	N	LINE-FCr1		C

Building a Report

Create, save, and schedule an unlimited number of reports using custom filters to isolate specific data.

Audit Data

- User ID tied to entry
- Origination IP address
- Form name
- Function Code
- Reason Code
- Transaction Date
- Transaction Keys
- Field Names
- Field Values (Before & After)

Delivery Methods

- Export to MS Excel
- Print to PDF
- Print to Printer
- Scheduled email notifications



Transaction Auditing

Compliance Dashboard for Infor-Lawson

Custom Grid Reporting

When combined with your Activity Monitor data our grid based reporting provides greater insight into user activity. Flexibly filtering and sorting options give you a variety of ways to search for just the data you need.

Users

- User - All Objects
- User - Group
- User - Identities
- User - Role
- User - Role - Group
- User - Role - Task
- User - Role - Task - Form
- User Active - but Terminated
- User Active - no Employee Record
- User Attribute Settings
- User CheckLS is Not Set
- User CheckLS Setting
- Users without Roles

Roles

- Role - Task
- Role - Task - All Objects
- Role - Task - Element Group
- Role - Task - Form
- Role - Task Counts
- Role - User Counts
- Roles Without Tasks
- Roles Without Users

Tasks

- Forms Per Task
- Tables Per Task
- Task - All Objects
- Task - Element Group
- Task - Form
- Task - Repeated Forms
- Task - Repeated Tables
- Task - Table
- Unassigned Objects
- Unassigned Tasks

Statistics

- Metadata - Forms
- Metadata - Forms-FC Desc
- Metadata - Forms-Fields
- Metadata - Tables
- Structures
- Structures - Children
- Structures - Parents
- Table Statistics

Listener


- Form Count Summary
- User - Form Detail
- User - Form Summary
- User - Last Logged In
- Users Security versus Activity

LS User 'Check LS' Status

Status	Percentage
Not Set	73.3%
NO	10%
YES	16.7%

Unassigned Objects

Object Type	Count
Roles	11
Tasks	66
System	1
Programs	0
Tables	1043
Forms	997



Transaction Auditing

Compliance Dashboard for Infor-Lawson

Lawson Security 9 Reporting - User - Form Detail - Internet Explorer

kinsey User - Form Detail

Server: LSF_PROD | Profile: APS

Field Selection

User: Equals lawson

Form: Advanced

Available: 186

Select Form

Starts With: GL

Selected: 30

Accessed: Is Between 2015-12-01 2015-12-21

Function: Equals C

Key 1: All

Key 2: All

Key 3: All

Key 4: All

Key 5: All

IP: All

Host Name: All

Custom Grid Reporting

Add up to 5 custom filters on every report.

Filter Fields

- Date
- User
- Form
- Function Code
- Key 1 – 5
- IP Address
- Cross Key

Functions

- Equals
- Does Not Equal
- Less or Greater Than
- Contains
- Starts With
- Is Between



Transaction Auditing

Compliance Dashboard for Infor-Lawson

Lawson Security 9 Reporting - User - Form Detail - Internet Explorer

http://esbusrsv:9090/KK_LS9ReportingPortal/filters.htm?SERVERID=LSF_PROD&PROFILE=AF

Kinsey LS Reporting

kinsey User - Form Detail

Server: LSF_PROD | Profile: APS

Expand Groups Collapse Groups Clear Filters Show/Hide Columns 17 records

Drag a column and drop it here to group by that column

User	Full Name	Form	Form Description	Function	Date/Time	Key 1	Key 2	Key 3	Audit
lawson	Lawson, Lawson	GL40.1	Journal Entry	C	12/12/2015 12:50 PM	1	2009	6	
lawson	Lawson, Lawson	GL40.1	Journal Entry	C	12/12/2015 12:21 PM	1	2009	4	
lawson	Lawson, Lawson	GL40.8	Journal Entry	C	12/12/2015 12:19 PM	1	2009	4	
lawson	Lawson, Lawson	GL40.4	Additional Informati...	C	12/12/2015 12:17 PM				
lawson	Lawson, Lawson	GL40.1	Journal Entry	C	12/12/2015 12:15 PM	1	2009	4	
lawson	Lawson, Lawson	GL40.1	Journal Entry	C	12/12/2015 12:10 PM	1	2009	4	
lawson	Lawson, Lawson	GL45.2	Additional Informati...	C	12/12/2015 2:33 PM	3		1	
lawson	Lawson, Lawson	GL45.1	Journal Control	C	12/12/2015 2:33 PM	1			
lawson	Lawson, Lawson	GL45.1	Journal Control	C	12/12/2015 2:32 PM	1			
lawson	Lawson, Lawson	GL45.1	Journal Control	C	12/12/2015 2:31 PM	1			
lawson	Lawson, Lawson	GL40.1	Journal Entry	C	12/12/2015 2:29 PM	1	2009	4	
lawson	Lawson, Lawson	GL40.7	Totals	C	12/12/2015 2:28 PM	1	2009	4	
lawson	Lawson, Lawson	GL40.7	Totals	C	12/12/2015 2:27 PM	1	2009	4	
lawson	Lawson, Lawson	GL40.5	Filter	C	12/12/2015 2:27 PM	1	2009	4	
lawson	Lawson, Lawson	GL40.1	Journal Entry	C	12/12/2015 1:57 PM	1	2009	4	
lawson	Lawson, Lawson	GL40.1	Journal Entry	C	12/12/2015 1:52 PM	1	2009	4	
lawson	Lawson, Lawson	GL20.1	Accounting Units -...	C	12/12/2015 3:54 PM	ACCTU	1	2010	

Copyright (c) 2015

Custom Grid Reporting

Add up to 5 custom filters on every report.

Filter Fields

- Date
- User
- Form
- Function Code
- Key 1 – 5
- IP Address
- Cross Key

Functions

- Equals
- Does Not Equal
- Less or Greater Than
- Contains
- Starts With
- Is Between



Kinsey & Kinsey, Inc.
26 North Park Boulevard
Glen Ellyn, IL. 60137
630-858-4866



g.henson@kinsey.com



call 757-621-8236



www.kinsey.com

Product Demonstration





Kinsey & Kinsey, Inc.
26 North Park Boulevard
Glen Ellyn, IL. 60137
630-858-4866



g.henson@kinsey.com



call 757-621-8236



www.kinsey.com

Thank you

We hope you found it helpful!

