

kinsey™

Activity Monitor for Infor-Lawson Software





Agenda

Compliance Dashboard for Infor-Lawson


Compliance Dashboard

About Us

Compliance Dashboard

Activity Monitor

Services



About Us

Compliance Dashboard for Infor-Lawson

Committed to your success.

Founded in 1983, Kinsey has provided software sales, implementation, support and development for 32 years.

Lawson reseller and implementation partner since 1997.

Lawson certified systems integrator partner.

Lawson complementary software partner.


Lawson's "Go to" implementation partner for public sector.

Provide complementary Lawson software products.

Our Solution

Activity Monitor for Infor-Lawson





Compliance Dashboard

Compliance Dashboard for Infor-Lawson



Security Reporting

Provides detailed analysis of both Lawson S3 and Landmark security including all assignments for Users, Actors, Roles, Security Classes, Tokens, Rules, Attributes, Business Classes, Executables and Modules.



Security Modeling & Utilities

Create 'what-if' scenarios within your security model without changing any security settings and report back on what users are affected.



Security Auditing

Our security audit report enables you to monitor all changes to your security model including the before and after values of any specific setting.



Compliance Dashboard

Compliance Dashboard for Infor-Lawson



Segregation of Duties (SoD)

SoD reports validate that the correct checks and balances have been implemented within the security model to avoid potential fraudulent activity.




Activity Monitor

Provides insight and control over your Lawson applications by monitoring user activity. Use this information to validate your Lawson security settings, monitor sensitive user activity, measure peak usage times or monitor software usage patterns.



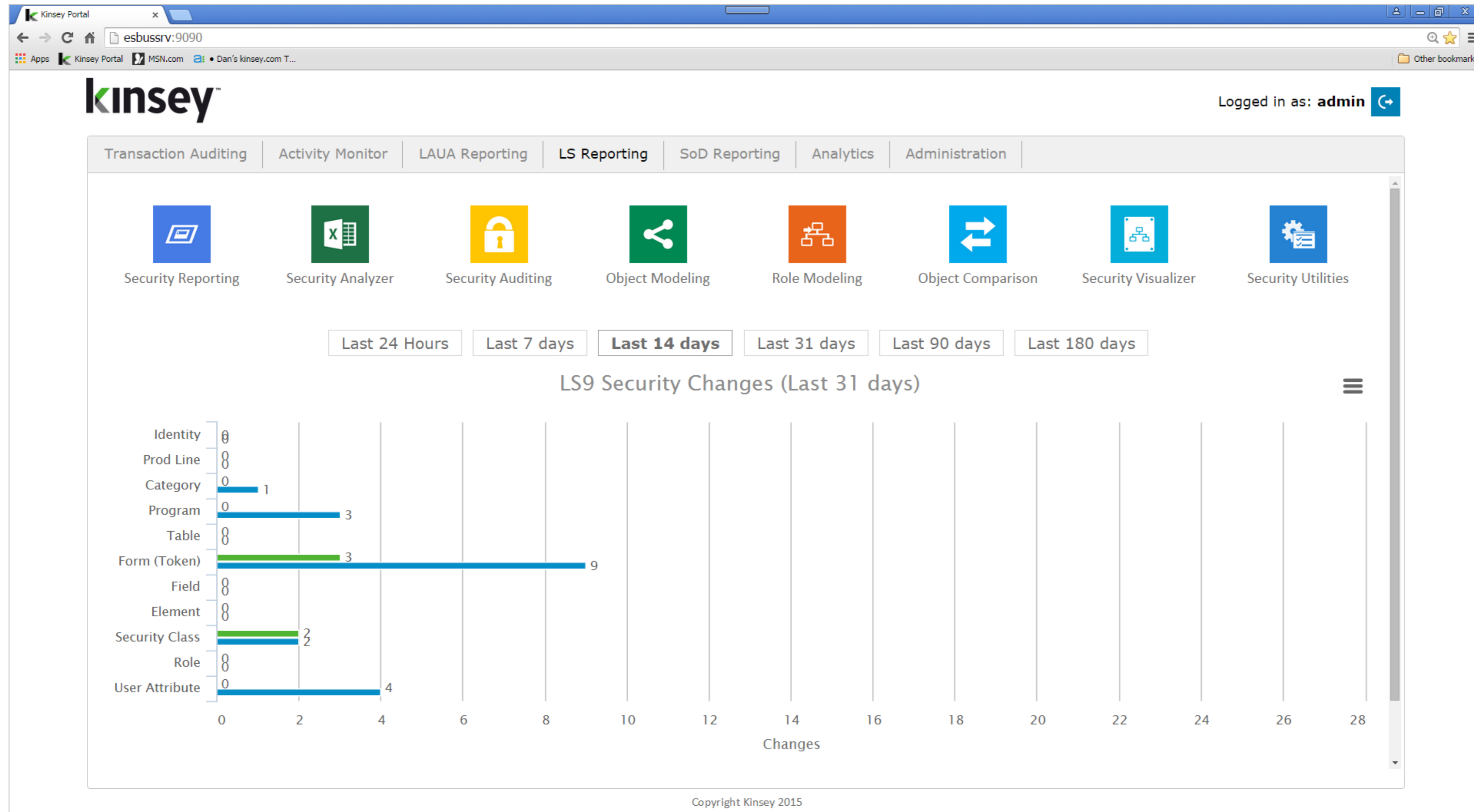
SoD Conflict Remediation

Our SoD Remediation tools provide further insight into SoD violations by uniquely identifying conflicts with actual utilization.



Compliance Dashboard


Compliance Dashboard for Infor-Lawson



Features

- Security Reporting
- Security Analyzer
- Security Auditing
- Object Modeling
- Role Modeling
- Object Comparison
- Security Visualizer
- Security Utilities

Activity Monitor is one of many components included with our Compliance Dashboard

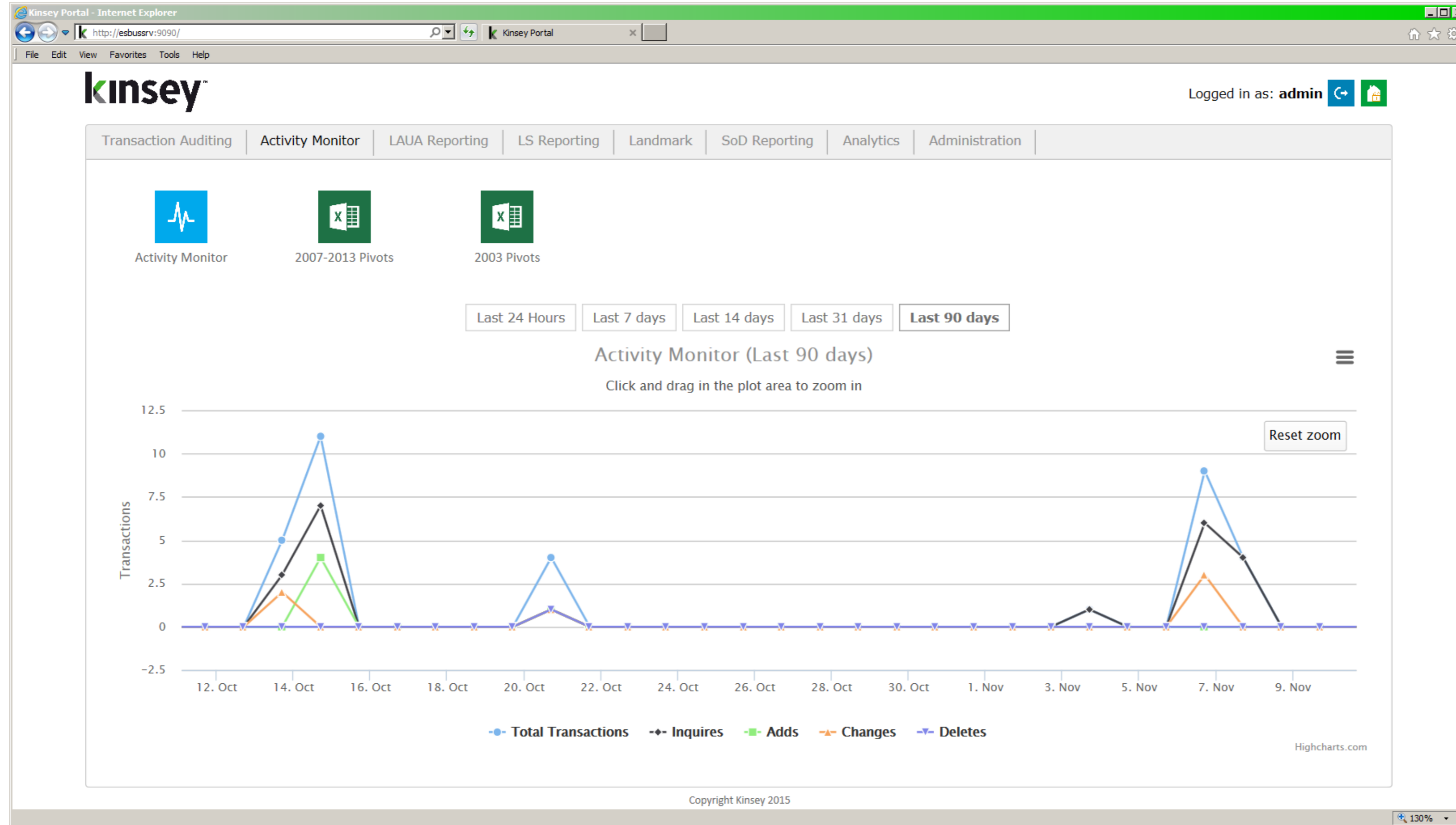


Complete Transparency

Activity Monitor is designed to provide insight and control over your Lawson applications. Extensive metadata analytics allow you to closely monitor how your applications are being used and where you may be exposed to a security risk. You can use this information to validate your Lawson security settings, monitor user activity, measure peak usage times or monitor software usage patterns. With the added capability of providing the transaction record keys, Activity Monitor is an invaluable auditing tool when questions arise surrounding changes made to your Lawson system.

Activity Monitor

Compliance Dashboard for Infor-Lawson



AM Dashboard

Quickly view the number of transactions being processed in your Lawson application for selected time periods or choose to see the details via your browser or Microsoft Excel pivot tables.

Activity Monitor

Compliance Dashboard for Infor-Lawson

The screenshot shows the Kinsey Activity Monitor interface. At the top, there's a navigation bar with the Kinsey logo and 'Activity Monitor' text. Below that, search filters for 'Date From' (01/01/2015), 'Date To' (12/01/2015), and 'Login ID' are visible. A sidebar on the left contains icons for 'Portal', 'Smart Office', and 'Add-in's'. The main content area displays a table of activity records with columns for Server ID, IP Address, Login ID, Name, First Activity, Last Activity, Last Form, Form Description, Forms, and Trans. Two summary tables are also present: one for 'Product Line' (LIVE) and one for 'Time' (audit trail).

Server ID	IP Address	Login ID	Name	First Activity	Last Activity	Last Form	Form Description	Forms	Trans
LSF_PROD	192.168.100.124	lawson	Lawson, Lawson	10/14/2015 9:39 AM	10/14/2015 10:00 AM	AP155	Payment Forms Creation	4	11
LSF_PROD	192.168.100.124	lawson	Lawson, Lawson	10/13/2015 2:02 PM	10/13/2015 2:03 PM	AP20.1	Basic Invoice	1	5
Product Line		Screen	Description	Count					
LIVE		AP20.1	Basic Invoice	5					
Time									
Time	FC Desc	Audit Reason	Vendor	Invoice	Company	Details			
10/13/2015 2:03pm	C - Change	42,65,	118	KINSEY	1	Details	0 s		
10/13/2015 2:03pm	C - Change	42,65,	118	KINSEY	1	Details	0 s		
10/13/2015 2:03pm	I - Inquire	42,	118	KINSEY	1	Details	0 s		
10/13/2015 2:03pm	I - Inquire	42,	118	KINSEY	1	Details	0 s		
10/13/2015 2:02pm	N - Next	42,	118	KINSEY	1	Details	0 s		
LSF_PROD	192.168.100.124	mnitka	Nitka, Mike	8/6/2015 4:04 PM	8/6/2015 4:04 PM	CU01.1	Currency Code	1	2
LSF_PROD	192.168.100.124	mnitka	Nitka, Mike	8/6/2015 11:05 AM	8/6/2015 11:05 AM	CU01.1	Currency Code	1	1
LSF_PROD	192.168.100.124	mnitka	Nitka, Mike	8/4/2015 3:39 PM	8/4/2015 3:39 PM	CU01.1	Currency Code	1	1
LSF_PROD	192.168.100.124	mnitka	Nitka, Mike	8/4/2015 2:05 PM	8/4/2015 2:07 PM	CU01.1	Currency Code	1	4
LSF_PROD	192.168.100.124	lawson	Lawson, Lawson	8/4/2015 1:44 PM	8/4/2015 1:46 PM	AP10.1	Vendor	2	8
LSF_PROD	192.168.100.124	lawson	Lawson, Lawson	7/30/2015 11:23 AM	7/30/2015 11:24 AM	CU01.1	Currency Code	1	100

Browser Query

By selecting the source of the transaction; Portal, Smart Office, Mingle or MS Add-ins you can see who is currently working in Lawson and the transactions they are processing in real time.

Additional selection criteria allows you to isolate a specific user on a selected date. Using the drill option you can view the transaction details for a specific user session.



Activity Monitor

Compliance Dashboard for Infor-Lawson

	acrooks2	dheimbuch2	alittle2	amccormac2	bauer2	bfuller2	blesher2	blight2	bryers2	chorita2	clgreen2	dhobson2	dhowell2	dlapointe2	dpierce2	dmatheny2	dperrigo2	dprice2	dskeen2	ebaston2	gmitchell2	gpeters	
602 LAW81GL70.2		68	7									182											
603 LAW81GL70.3		1										1362											
604 LAW81GL70.4												24											
605 LAW81GL70.6		9																					
606 LAW81GL70.7		46										26											
607 LAW81GL75.1		586	18							29		948											
608 LAW81GL85.1																							
609 LAW81GL90.1		2781	506		5	22	363	74	427	2498	193	267	12447		7	6	1	396	11	1491	1	43	8
610 LAW81GL90.2		17	1		2			5		2			124										
611 LAW81GL90.3		143	7		1	10	33			139		16	368				4			19		1	
612 LAW81GL90.4								2		3			2						1				
613 LAW81GL90.6								2					2										
614 LAW81GL95.1		115	2		3		6	8		3			1318	2	5	35	1		1	63	6	1	
615 LAW81GL95.2		17	50		1		1	6					75							5		211	
616 LAW81GL95.3		3	86		1			8		1			448		6	16				11			
617 LAW81GL95.4			3					4														2	
618 LAW81GL95.5																							
619 LAW81GL95.6																							
620 LAW81GL95.7																							
621 LAW81GL96.1		39	1					1	8		41		532		13	27			1		213		
622 LAW81GL96.2												23									2		
623 LAW81GL96.3																					1		
624 LAW81GL96.4												2									1		
625 LAW81GL96.5																							
626 LAW81GL97.1		197	5	2		5	10			23			1101	2	12	160			1	94	1	354	
627 LAW81GL97.2		1					2					231									1		
628 LAW81GL97.3												75											
629 LAW81GL97.4		11		2				4				13								1			
630 LAW81GL97.5												1											
631 LAW81GL97.6								1															
632 LAW81GL98.1		57	2					4		1		166				3						1	
633 LAW81GL98.2																							
634 LAW81GL98.4		8																					
635 LAW81GL98.5																							
636 LAW81GL99.1												2				1				1			
637 LAW81GLBA.1																							

MS Excel Pivot Tables

An alternative to viewing the activity through your browser you can import the data into our prebuilt Microsoft pivot tables.

View the Number of Transactions Processed:

- By User
- By User/Token
- By User/System Code

Activity Monitor – Reporting

Compliance Dashboard for Infor-Lawson

The screenshot shows a web browser window displaying the 'User - Form Detail' report in the Kinsey application. The interface includes a header with the Kinsey logo, server information (LSF_PROD | Profile: APS), and navigation buttons like 'Expand Groups', 'Collapse Groups', 'Clear Filters', and 'Show/Hide Columns'. A toolbar with icons for back, print, Excel, PDF, home, and search is also visible. The main content is a data grid with 44 records. The grid has columns for Transaction, IP Address, User, Form, Form Description, Function, Date/Time, Key 1, Key 2, Key 3, and Audit. The data shows various transactions performed by the user 'lawson' on different forms (AP10.1, AP20.1, AP155, AP156, AP150) on 6/6/2015 and 10/10/2015. The bottom of the page includes a copyright notice for 2015 and a zoom level of 165%.

Transactio	IP Address	User	Form	Form Description	Func	Date/Time	Key 1	Key 2	Key 3	Audit
PORTAL	192.168.100.1...	lawson	AP10.1	Vendor	C	6/6/2015 1:56 PM		1	103	
PORTAL	192.168.100.1...	lawson	AP10.1	Vendor	N	6/6/2015 1:56 PM		1	102	
PORTAL	192.168.100.1...	lawson	AP10.1	Vendor	N	6/6/2015 1:56 PM		1	103	
PORTAL	192.168.100.1...	lawson	AP10.1	Vendor	N	6/6/2015 1:56 PM		1	101	
PORTAL	192.168.100.1...	lawson	AP10.1	Vendor	N	6/6/2015 1:56 PM		1	100	
PORTAL	192.168.100.1...	lawson	AP10.1	Vendor	N	6/6/2015 1:56 PM		1	1	
PORTAL	192.168.100.1...	lawson	AP20.1	Basic Invoice	C	10/10/2015 2:03 PM	118	KIN...	1	
PORTAL	192.168.100.1...	lawson	AP20.1	Basic Invoice	C	10/10/2015 2:03 PM	118	KIN...	1	
PORTAL	192.168.100.1...	lawson	AP20.1	Basic Invoice	I	10/10/2015 2:03 PM	118	KIN...	1	
PORTAL	192.168.100.1...	lawson	AP20.1	Basic Invoice	I	10/10/2015 2:03 PM	118	KIN...	1	
PORTAL	192.168.100.1...	lawson	AP20.1	Basic Invoice	N	10/10/2015 2:02 PM	118	KIN...	1	
PORTAL	192.168.100.1...	lawson	AP155	Payment Forms Creation	A	10/10/2015 10:00 AM	MJ...	LS3...		
PORTAL	192.168.100.1...	lawson	AP156	Bill of Exchange Creation	I	10/10/2015 9:54 AM		LS3...		
PORTAL	192.168.100.1...	lawson	AP156	Bill of Exchange Creation	J	10/10/2015 9:54 AM		LS3...		
PORTAL	192.168.100.1...	lawson	AP156	Bill of Exchange Creation	I	10/10/2015 9:53 AM		LS3...		
PORTAL	192.168.100.1...	lawson	AP150	Cash Requirements	A	10/10/2015 9:40 AM	MJN	LS3...		

Grid Reporting

Our browser based grid reporting provides direct real time access your monitoring data.

Sort, Filter and Group your data by:

- User
- Form
- IP Address
- Date/Time
- Record Key

All Activity Monitor data can be displayed using our LS reporting application. This allows you to create unlimited custom reports and associate actual usage to a users security settings.

Monitor Sensitive Activity


Upgrades

Our staff of certified consultants and project managers can guide your clients through the complete upgrade process.



Security Consulting

Our team of security consultants have helped over 60 Lawson clients build and maintain Lawson Security.



ERP Consulting

Kinsey consultants have been implementing net new Lawson implementations for over 18 years. Our consultants are Lawson certified in every application suite.





Kinsey & Kinsey, Inc.
26 North Park Boulevard
Glen Ellyn, IL. 60137
630-858-4866



g.henson@kinsey.com



call 757-621-8236



www.kinsey.com

Thank you for viewing!

We hope you found it helpful!

